

2024 annual report to the Community

Light Pass Primary School

Light Pass Primary School number: 223

Partnership: Barossa Valley



School principal:

Melanie Leslie

Melanie Leslie Signature

Date of endorsement:

10/02/2025



Government
of South Australia
Department for Education

Context Statement

Light Pass Primary School caters for students from R-6. At the time of this report, the enrolment in 2024 is 53. Light Pass Primary School is classified as Category 6 on the Department for Education Index of Educational Disadvantage. At the time of this report, the school population includes 4% Aboriginal students, 57% students with disabilities, 4% children/young people in care. Further information about the school is available on the school's website (including its context statement), as well as the My School website.

Data Source: Department for Education data holdings from Mid census captured in AUGUST 2024.

Governing Council Report

2024 was a busy year at Light Pass PS. We started the year with Bec Gogoll in our Junior Primary class, Shae Richardson in Middle Primary class, and Matt Mackay and Robyne van Dissel sharing our Upper Primary class.

By the end of term 2, Bec Gogoll was asked to go to Keyneton Primary School to be principal for the remainder of the year, and we welcomed Dylan Tuckwell to teach our Junior Primary class.

There was also staff movement in the Upper Primary class, and we welcomed Chelsea Ruediger in term 4 to finish the year with them.

Fundraising in 2024 was a big success with the establishment of a Fundraising Sub-Committee. The hard work and dedication from these staff and parents included hosting the Small School Sports Day, the Mother's and Father's Day Stalls, Chocolates and raffles, the Pie Drive, the Art Show and a Christmas market stall. The Special Lunches were well received and we'd love to see this continue in 2025. We are so very fortunate and grateful for the never-ending support we receive from our little community.

We were also successful in winning a grant from Casella Family Brands to fund amazing murals by Scott Rathman from Rusted Tin – Contemporary Aboriginal Arts and Foundation Barossa for workshops with staff and students.

Other highlights included the Whole School Excursion to the Zoo, participation in Jump Rope for Heart, Book Week, clinics for Football and Cricket and visits from SAPOL and CFS.

Mandy Bubner joined us as Student Wellbeing Support Officer and, in this role, she has established the "Wellbeing Hub", using the wonderful space that was created with the grant received in 2023. The children love going to work with Mandy in there, and feedback suggests that her support is being well received.

Around the grounds, we saw improvements that included the painting of the admin building, new pavers leading to the classrooms, repairs to the playground and various little touches in the garden. A big thank you to our parents and staff who helped with these improvements. And a special mention to our Grounds person, Paul, who works tirelessly to ensure that our yard is neat and tidy.

2024 saw the return of the School Concert night, which we combined with the Graduation for our 6 students who were moving on to High School. This night was a wonderful celebration of the year that was and an opportunity to farewell the students (and staff) who were moving on. Everyone worked hard to perform songs, dances and a play, and the parents and family enjoyed a picnic on the oval.

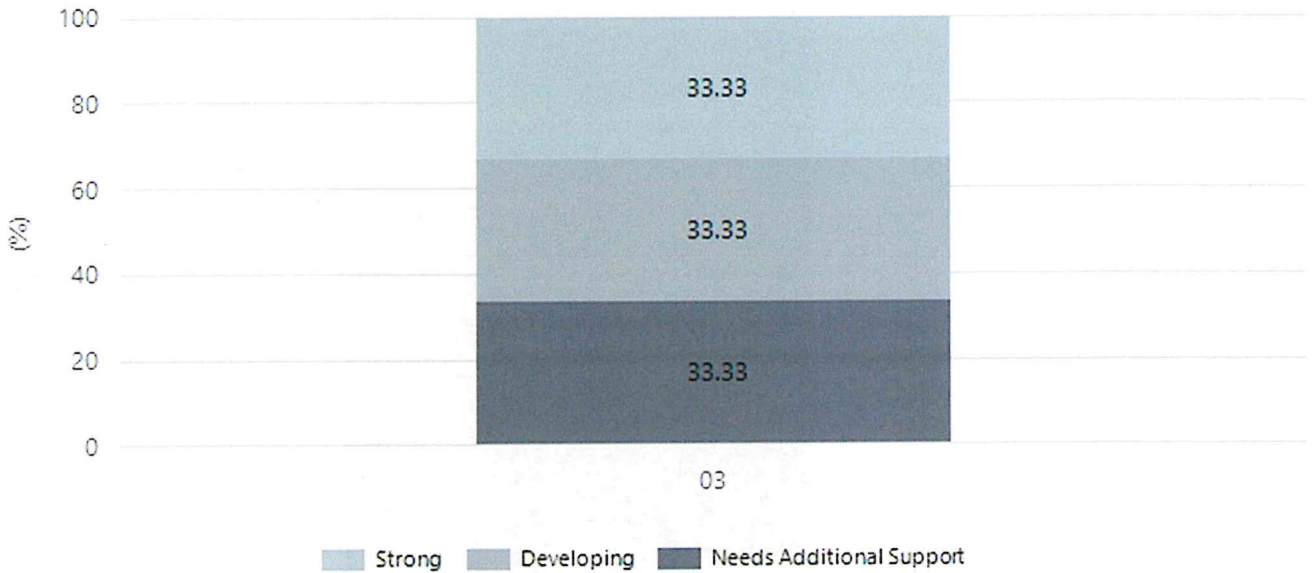
Thank you to all Governing Council members for 2024. We have really appreciated your dedication to making our school an even greater place to be.

Performance Summary

NAPLAN Proficiency

In 2023 the Australian Curriculum, Assessment and Reporting Authority (ACARA) - a Commonwealth Independent statutory authority - announced changes to NAPLAN performance reporting. The new approach replaces the previous numerical NAPLAN bands and the national minimum standard.


Numeracy



Year Level	03
Strong	2
Developing	2
Needs Additional Support	2
Total	6

Data Source: Department for Education Assessment Data Holdings, 2024. If there are less than 6 students who sat NAPLAN in a school, no information will be shown. If a year level has less than 6 students, that year level will not be shown in NAPLAN results.


Reading



Year Level	03
Strong	1
Developing	2
Needs Additional Support	3
Total	6

Data Source: Department for Education Assessment Data Holdings, 2024. If there are less than 6 students who sat NAPLAN in a school, no information will be shown. If a year level has less than 6 students, that year level will not be shown in NAPLAN results.


Writing



Year Level	03
Strong	4
Developing	2
Total	6

Data Source: Department for Education Assessment Data Holdings, 2024. If there are less than 6 students who sat NAPLAN in a school, no information will be shown. If a year level has less than 6 students, that year level will not be shown in NAPLAN results.


Grammar



Year Level	03
Strong	1
Developing	3
Needs Additional Support	2
Total	6

Data Source: Department for Education Assessment Data Holdings, 2024. If there are less than 6 students who sat NAPLAN in a school, no information will be shown. If a year level has less than 6 students, that year level will not be shown in NAPLAN results.

Spelling



Year Level	03
Strong	1
Developing	3
Needs Additional Support	2
Total	6

Data Source: Department for Education Assessment Data Holdings, 2024. If there are less than 6 students who sat NAPLAN in a school, no information will be shown. If a year level has less than 6 students, that year level will not be shown in NAPLAN results.

School Attendance

Year Level	2022	2023	2024
Reception	92.4%	92.6%	89.4%
Year 01	95.3%	93.7%	94.0%
Year 02	89.4%	93.7%	91.9%
Year 03	90.0%	84.6%	92.2%
Year 04	86.0%	84.1%	85.4%
Year 05	91.5%	80.5%	82.1%
Year 06	90.7%	87.3%	80.9%
Total	90.9%	86.8%	87.6%

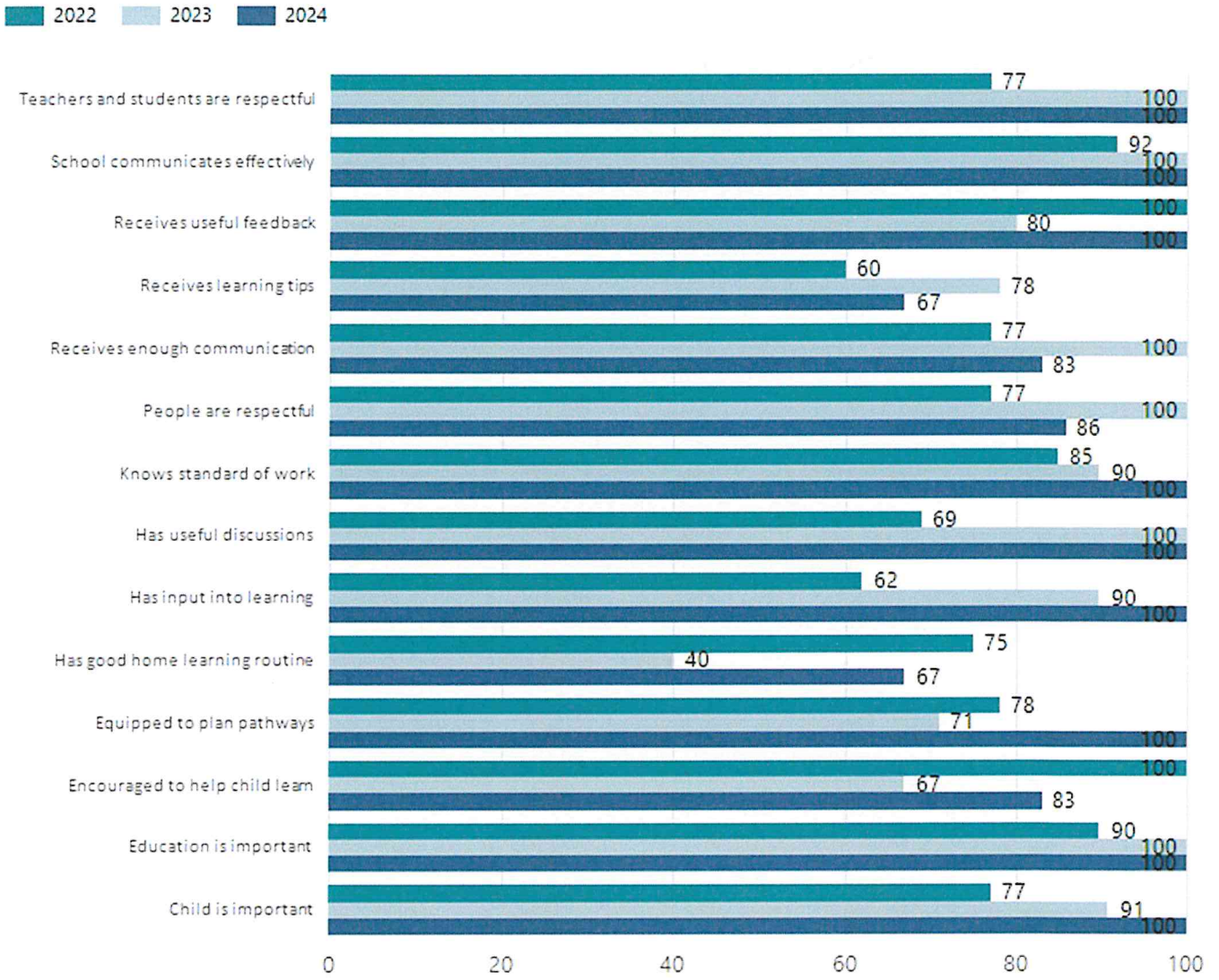
Data Source: Department for Education Attendance Data, Semester 1 Report 2024. A blank cell indicates there were no students enrolled. 'Primary Other' includes students enrolled in specialised education options. 'Secondary Other' includes students who have already spent a year at Year 12 and elected to undertake further study at Year 12.

Attendance Comment

In South Australia, all children and young people must be in school from 6 years to 16 years old. They must attend a government or non-government school full time. From age 16 to 17 however, young people must attend school or an approved learning program (such as an apprenticeship, traineeship, accredited course or university). Schools and parents must encourage and support students to come to school every day. Parents and caregivers must make sure their child is enrolled in a school, and attends school all day and everyday it is open, unless a child is sick or has an approved exemption. Teachers and leaders actively follow up when a student misses school, including recording all absences and non-attendance. All schools in South Australia have local attendance procedures governed under the Education and Children's Services Regulations 2020.

School Parent Opinion Survey Results

Proportion of agree/strongly agree response(%)



Data Source: 2024 Department for Education Parent Opinions Survey, Term 3 2024.

Intended Destination

Leave Reason	Number	%
NG - ATTENDING NON-GOV SCHOOL IN SA	1	33.0%
TG - TRANSFERRED TO SA GOVERNMENT SCHOOL	2	67.0%

Data Source: Department for Education Destination Data Report, 2024. Data extract term 3 2024. Data shows recorded destinations for students that left the school in the previous year. Data is uploaded by schools in term 3 and may not reflect final or total figures at time of report creation.

Highest Qualifications held by the teaching workforce and workforce composition

All teachers at this school are qualified and registered with the SA Teachers Registration Board.

Qualification Level	Number of Qualifications
Bachelor's degrees or Diplomas	4
Postgraduate Qualifications	1

Data Source: Data extracted from Mandatory Workforce Information Collections as on the last pay date of June 2024. As self-reported by staff in the system.

Please note: Data includes staff who are Actively employed and on extended paid leave. Please note only the highest qualification of the Teaching staff is reported. Excludes any number of other certifications earned.

Workforce composition including indigenous staff

	Teaching Staff		Non-Teaching Staff	
	Indigenous	Non-Indigenous	Indigenous	Non-Indigenous
Full-Time Equivalent	0.0	4.6	0.0	4.4
Persons	0.0	5.0	0.0	8.0

Data Source: Data extracted from Mandatory Workforce Information Collection as on the last pay date of June 2024.

Please note: Data includes staff who are actively employed and on extended paid leave. "Indigenous category" is self-reported by staff in the system.

Financial Statement

Funding Source	Amount
Grants: State	
Grants: Commonwealth	
Parent Contributions	\$11 778.00
Fund Raising	\$9712.21
Other	\$7000

Data Source: School supplied data.

