



# Light Pass Primary School

P.O. Box 36, LIGHT PASS SA 5355

Phone: (08) 85621024

Principal: Melanie Leslie

Fax: (08) 85621389

Term 3

Week 5

25<sup>th</sup> August 2023

Quote: *"It takes a big heart to shape little minds."* – Unknown

Dear Families,

We have celebrated so many positives this last couple of weeks. There is so much to be grateful for.

Becky returned last week after her trip to the UK – we were very happy to see her smiling face and hear about her trip.

We have had extra helpers here last week as Kapunda High School Work Experience students, Maisie and Camille. They have been in the JP and MP rooms.

Last Wednesday, our school was invited by Barossa Council to take part in 'Increasing the canopy in the Barossa' – a project funded by the Australian government to celebrate the Queen's Jubilee. Senior Environmental Officer, Kim Thompson, sent an email yesterday to thank us for our help. She wrote:

*"... We wanted to thank your amazing kids for an epic effort to plant, guard, mulch and water all those 301 tube stock! Our team was very impressed with their work ethics, ability to follow instruction and their great attitude. What an awesome bunch of future Environmental Warriors..."*

I am always so proud to be a part of Light Pass Primary School as we have the most amazing staff, students and families. I am so excited when our awesomeness is acknowledged by members of the greater community.

Kind regards,  
Mel

SCHOOL  
CLOSURE

Monday, 4<sup>th</sup> September 2023



## Diary Dates:

### TERM 3

#### Week 5

Book Week  
Book Fair

Friday, 25<sup>th</sup> August

Book Week Parade at 9am  
followed by Grandparents'  
morning tea



#### Week 6

Friday, 1<sup>st</sup> September

Father's Day Stall  
Excursion – Barossa  
Bowland



#### Week 7

Monday, 4<sup>th</sup> September

School Closure Day –  
Adelaide Show



Government of South Australia  
Department for Education



## Meet the Author

On Tuesday 1<sup>st</sup> August, the students in years 2-6 travelled to Nuriootpa Town Hall to hear children's author R.A. Spratt talk about her best selling books and give us some insight into life as an author. For a whole hour she kept a hall full of kids engaged and entertained. We knew when she came in playing a red plastic trumpet which she tossed over her shoulder to start the talk, that we were in for a treat. She sure knew how to get the kids' attention.

She entertained us with funny stories about her life, her books and the writing process. She made us laugh but most importantly inspired us to read books! She gave us a glimpse of her absurd and witty series called The Peski Kids by reading an excerpt on the day and also introduced us to Friday Barnes: Girl Detective, The Adventures of Nanny Piggins and the Shockingly and Astonishingly Good Stories collections.

It was a great opportunity for the students to hear her speak and we will soon have some additional R.A. Spratt titles in the school library for students to borrow and enjoy.



---

## BAROSSA ROADMAP TO WELLBEING SUPPORT

Please find attached your copy of the 'Barossa Roadmap to Wellbeing Support' pamphlet. I feel everyone can benefit from having this information. It is designed to help members of the Barossa Community know what is available within our area to support the mental wellbeing of children, and how (and when) to locate these resources.

Additional pamphlets are available through me at school, or your local library or by emailing [barossamentalhealth@gmail.com](mailto:barossamentalhealth@gmail.com)

I am grateful for Enhance Barossa Mental Health and the work that they do in our community. They are an organization dedicated to improving the mental wellbeing of all Barossa residents.



“There is no better exercise for the heart than reaching down and lifting people up.”



## COMMUNITY NEWS



# HICCUP!

A rocking outback musical extravaganza for ages 4 - 10

26 September - 6 October  
Week 10, Term 3 + School Holidays  
Space Theatre, Adelaide Festival Centre

## Community Sporting/Clubs



Are looking for **Junior** and **Senior** players for the upcoming Season.

Junior Grades include:

Rookies, U10, U12, U14, U16

Senior Grades TBA

Register at [www.Playhq.com](http://www.Playhq.com)

Contact: Damien Schiller 0438 671 995

Woolworths Junior Blast available for younger years



Are looking for **Junior** and **Senior** players for the upcoming Season.

Junior Grades include:

Rookies, U10, U12, U14, U16

Senior Grades TBA

Register at [www.Playhq.com](http://www.Playhq.com)

Contact: Damien Schiller 0438 671 995

Woolworths Junior Blast available for younger years



## GAWLER NETBALL SUMMER

**JUNIOR BOYS (9 - 15 years)**  
**THURSDAY EVENINGS**

Commencing October 2023

Club, Team, & Individual  
registrations welcome

0438 801 557

[secretary@gawlernetball.com.au](mailto:secretary@gawlernetball.com.au)



## GAWLER NETBALL SUMMER

**JUNIOR GIRLS (7-17 years)**  
**THURSDAY EVENINGS**

Commencing October 2023

Club, Team, & Individual  
registrations welcome

0438 801 557

[secretary@gawlernetball.com.au](mailto:secretary@gawlernetball.com.au)





## SAPSASA Basketball

On Friday the 4th of August 2023 Hayden, Riley, Oscar, Phoenix, Ben, Mr White and Phoenix's mum (as coach) all went to the Rex for SAPSASA basketball. When we got to school we all got into Mr White's car and went to the Rex. When we got there, we had ten minutes to wait for our first game against Greenock. We lost by 2. Sadly, we lost all our other games as well.

However, we all played very well and had a lot of fun. Also, Mr White and the parents bought a lot of hot chips for us all to eat. It was very nice of him and the parents to spend their money on us. A big thank you to Miss Varcoe for planning for us to play. When we got back to school we read our book and went home. Thank you to Phoenix's mum for coaching the team. - *The boys Basketball Team*

**Adele's games on Friday:** On Friday we went to the Rex to play against other schools for SAPSASA Basketball. I played three games. Angaston was our first game of the day, the final score was 30 to 10, we lost by 20 points. I was on a team with Truro. Our second game was against Greenock. We won by 30 points, the score was 34 to 4. We only won because there was a netballer on our team. On our last game we played Faith. We lost and the scores were 40 to 17 but we had fun and we tried our best. I think that I tried my best playing with a team that is not my basketball team. - *Adele*





## Increasing the canopy in the Barossa

Barossa Council kindly invited us to participate in their project 'Increasing the canopy in the Barossa' on Wednesday 17<sup>th</sup> August. It was a very successful excursion and the kids did an amazing job at helping. We planted 100's of plants in an hour. It was a tiring but fun excursion – lots of fresh air and the weather was very kind to us! I'm sure everyone slept really well, because I know I did!









# A word from Mrs Gogoll - Autism Inclusion Teacher

## An Introduction to Visual Supports

Visual supports provide a visual reference point that can be used as often as needed, and support the communication process.

Visual supports can help people on the autism spectrum with their skill development and increase independence.







### Visual supports need to be:



- Presented in a clear, uncluttered format
- Engaging and meaningful to the person using them
- Organised logically
- Reviewed frequently to ensure they are meeting the individual's needs
- Used consistently and kept on display so they can be accessed when needed
- Individualised to the autistic person's needs and comprehension level, some people may prefer print rather than object or photo symbols and vice versa
- Updated as appropriate, to stay meaningful, i.e. moving the arrow on a visual schedule

The type of visual support you use will depend on the young person's level of symbolic understanding.

Review visual supports regularly as the individual's understanding changes. Visual supports can be made using one or more types of the visuals below.

<b>Real object</b>		Some young people will need real objects to understand. This is the most easily understood visual support.
<b>Part of a real object</b>		In this example a part of an apple is representing an apple.
<b>Miniature of real object</b>		In this example a toy apple is representing an apple.
<b>Photo of real object</b>		Ensure the photo is as clear from distractions as possible. This will support the young person to focus on the relevant details.
<b>Abstract picture/ concept</b>		When selecting an abstract concept, consider which picture represents your activity, lesson or task. For example, when an apple is chosen for fruit break, the young person may believe that an apple is the only choice of fruit, or always has to be eaten at fruit break.
<b>Line drawing</b>		If using a line drawing, which is hand drawn, consider how each person's drawing may differ. Drawings that are lost and replaced by a drawing from a different person may cause confusion for the person using them.
<b>Printed or written word</b>	apple	Consider the the literal understanding of words and the level of comprehension.



# Light Pass Primary School

## Term 3 Planner 2023

Week	Monday	Tuesday	Wednesday	Thursday	Friday
5 Newsletter	<b>21<sup>st</sup></b> <b>Book Week</b>	<b>22<sup>nd</sup></b> <b>Book Fair</b>	<b>23<sup>rd</sup></b> <b>Book Fair</b>	<b>24<sup>th</sup></b> <b>Book Fair</b>	<b>25<sup>th</sup></b> <b>Book Fair</b> Book week parade/ Grandparents' morning
6	<b>28<sup>th</sup></b>	<b>29<sup>th</sup></b>	<b>30<sup>th</sup></b>	<b>31<sup>st</sup></b>	<b>1<sup>st</sup> September</b> <b>Assembly-9am</b> <b>Father's Day Stall</b> <b>Barossa Bowland excursion</b>
7	<b>4<sup>th</sup></b> <b>School Closure Day – Adelaide Show</b>	<b>5<sup>th</sup></b>	<b>6<sup>th</sup></b> <b>Bus Safe Visit</b>	<b>7<sup>th</sup></b>	<b>8<sup>th</sup></b>
8 Newsletter	<b>11<sup>th</sup></b>	<b>12<sup>th</sup></b> <b>Governing Council 7pm</b>	<b>13<sup>th</sup></b>	<b>14<sup>th</sup></b>	<b>15<sup>th</sup></b> <b>Assembly-9am</b>
9	<b>18<sup>th</sup></b>	<b>19<sup>th</sup></b>	<b>20<sup>th</sup></b>	<b>21<sup>st</sup></b>	<b>22<sup>nd</sup></b>
10 Newsletter	<b>25<sup>th</sup></b>	<b>26<sup>th</sup></b>	<b>27<sup>th</sup></b> <b>Cricket Clinic SACA</b>	<b>28<sup>th</sup></b>	<b>29<sup>th</sup></b> <b>Assembly-9am</b> <b>Early dismissal – 2.15pm</b>

### Keeping children safe around schools:

End of school days are particularly busy at Light Pass PS.  
Children are particularly in danger near schools because:

- their small size makes it hard for drivers to see them between traffic, parked cars and other obstacles
- they are easily distracted and may not be aware of traffic
- they may suddenly run onto the road (e.g. to meet a parent)

To ensure the safety of all, please be aware of your surroundings. Please do not park across our entrance/ramp. We would also like to remind everyone that U turns should not be conducted in front of the school. There is an area further up where it is safer to do this. Please make sure you stop and look before making a U turn. Please pull off carefully when exiting the front of school.

